




## MCP-15 SERIES CALL POINT



-The Emergency Door Release, with the contact from N/C to N/O. the main function is to override the electrical locking/release devices in case of emergency. With Key to replace glass or reset unit.



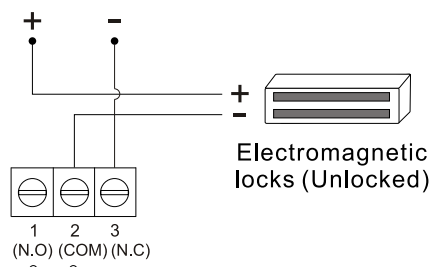
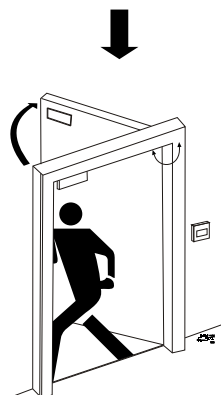
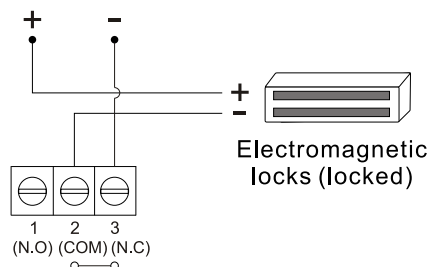

MCP-15

### Specifications:

Dimensions: 88x88x52mm

Contact Resistance: 150m

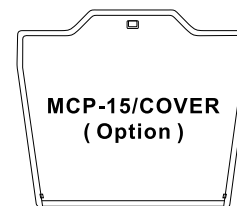
Switch rated: 3A@125VAC




★ No need to power in. It has a switch for motoring in case of emergency when glass is broken; the contacts change from N/C to N/O.



## MCP-15 SERIES CALL POINT



-The Emergency Door Release, with the contact from N/C to N/O. the main function is to override the electrical locking/release devices in case of emergency. With Key to replace glass or reset unit.



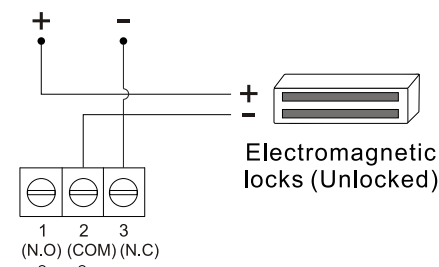
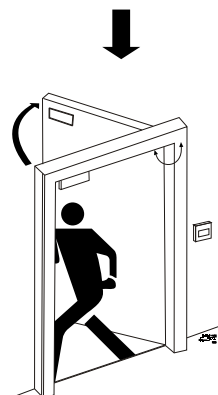
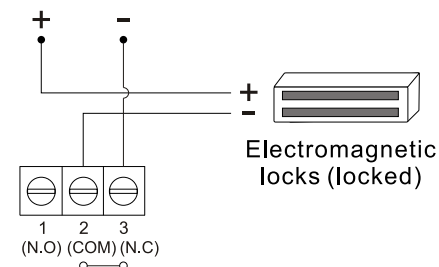

MCP-15

### Specifications:

Dimensions: 88x88x52mm

Contact Resistance: 150m

Switch rated: 3A@125VAC



★ No need to power in. It has a switch for motoring in case of emergency when glass is broken; the contacts change from N/C to N/O.