


Power Distribution Board


MPD-3018

12




- 8 Outputs with 1.6A PPTC
- Output LED Indications
- Input Range : DC 12~28V / 8A max
- Dimensions : 60 x 100mm

PSU-PD09 / PSU-PD16



- 9/16 Outputs with 1.5A Fuse
- Output LED Indications
- Input Range : DC 12~28V / 8A~20A
- Dimensions : 80 x 120mm / 80 x 180mm

MTS-001 Timer Switch



- Power : DC 12~24V
- Weekly Programmable Timer Switch
- 6 Normal + 1 Periodic ON/OFF
- Back-Up Battery for Clock Energized
- Relay Contacts : 125V/3A
- Europe Summer Timer
- Dimensions : 53W x 99H x 63D mm

Inter-Lock Control

MHP-126T

For Two Door and E-Lock

Input	AC100~240V, 50/60Hz
Output 1	DC 13.8V, Access Control
Output 2	DC 13.8V, for E-Lock
Output Load	5A
Charger	DC 13.8V/0.5A
Timer	0~30 sec, For E-Lock
	15sec~15min, For Alarm
Dimensions	210W x 280H x 80D mm



MT-129 6-Channel Interlock

Power In	AC100~240, 50/60Hz
Power Out	DC 12V/1A
Control In	6 NO
Sensor In	6 NC
Control Out	6 NO/NC Relay (Rated : DC30V / 5A)
Dimensions	280W x 280H x 80D mm

